

www.hy-lok.com

Catalog No. H - 300PF
Sep. 2011

Instrument Thread & Weld Fittings

for 1/8" thru 1"



HY-LOK CORPORATION

© 2011 HY-LOK CORPORATION All rights reserved



Instrument Thread Fittings

Features

1. Precision pipe fittings for instrumentation and process control
2. Fine threads constructed to ensure leak-free & reliable systems
3. Male threads are protected with plastic cap
4. Various materials including SS316, Brass and Carbon steel
5. Many choice of connections and configurations are available

Temperature Ratings

SS316	-325°F - 1200°F (-198°C - 648°C)
Brass	-325°F - 400°F (-198°C - 204°C)
Carbon Steel	-20°F - 350°F (-29°C - 176°C)

▶ PTFE tape applied to male threads limits the maximum temperature to + 450°F (232°C)

Welding Information

Due to coefficients of expansion and contraction fitting material and material to be welded shall be the same.

All socket weld port have a machined taper at the end, which facilitates proper true fit, consistent assembly and alignment.

Standard material

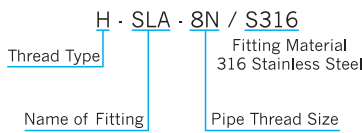
316 stainless steel is the standard material. Fitting made from forgings are manufactured from materials to ASTM A-182 and ASME SA-182 and fittings made from bar stock are manufactured from materials to ASTM A-479 and ASME SA-479.

Pressure ratings

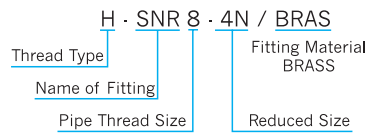
Pressure ratings for Hope weld fittings are in accordance with ANSI B31.3 and safety factor 4:1 is reflected to all working pressure listed.

Part Number Example & How To Order

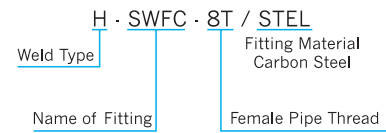
1) All Ports Both Ends Type



2) Reduced Type



3) Union Weld Type



Name of Thread Fittings

H · SLA = Elbow	H · SXA = Cross	H · SNA = Hex Nipple
H · SLC = Street Elbow	H · SSA = Hex Coupling	H · SNR = Hex Reducing Nipple
H · SML = Male Elbow	H · SSR = Red. Coupling	H · SNL = Hex Long Nipple
H · STA = Tee	H · SHB = Hex Bushing	H · MFAA = Adapter
H · SRT = Run Tee	H · SCA = Pipe Cap	H · MFAC = Reducing Adapter
H · SBT = Branch Tee	H · SPB = Pipe Plug	H · SUR = Union Ball Joint
H · SMT = Male Tee	H · SBE = Close Nipple	W · P = ISO Parallel Gasket

Name of Weld Fittings

H · SWFC = Union	H · SLD = Female Elbow
H · SWLA = Union Elbow	H · SWRM = Pipe Weld to Tube Socket Weld
H · SWTA = Union Tee	H · SWRM = Tube Weld to Tube Socket Weld
H · SWXA = Union Cross	
H · SSD = Male Connector	
H · SSB = Female Connector	
H · SLG = Male Elbow	

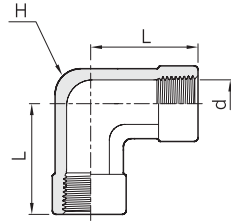
Pipe Thread Symbol

Nom. Pipe Size	Symbol	ANSI Pipe Thread (NPT)	BSP / ISO Thread	
			Tapered(7/1)	Parallel(228/1)
1/8	2	2N	2R	2G
1/4	4	4N	4R	4G
3/8	6	6N	6R	6G
1/2	8	8N	8R	8G
3/4	12	12N	12R	12G
1	16	16N	16R	16G

Tube & Pipe Symbol

Nom. Tube Size	Symbol	Nom. Pipe Size	Symbol
1/8	2T	1/8	2P
1/4	4T	1/4	4P
3/8	6T	3/8	6P
1/2	8T	1/2	8P
3/4	12T	3/4	12P
1	16T	1	16P

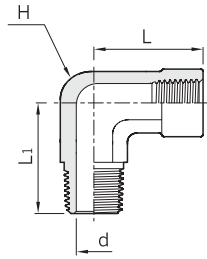
Elbow H-SLA



Female NPT Both Ends.

Part No.	Pipe Size	L	d	H Width Across Flat	Pressure Rating			
					SS316 Carbon Steel		Brass	
					psig	bar	psig	bar
H - SLA - 2N	1/8	24.0	8.9	12.7	6,500	447	3,200	220
H - SLA - 4N	1/4	29.0	11.7	17.5	6,600	454	3,300	227
H - SLA - 6N	3/8	34.5	15.0	20.6	5,300	365	2,600	179
H - SLA - 8N	1/2	37.0	18.7	25.4	4,900	337	2,400	165
H - SLA - 12N	3/4	46.5	23.5	31.8	4,600	316	2,300	158
H - SLA - 16N	1	48.8	29.7	42.9	4,400	303	2,200	151

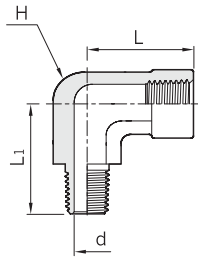
Street Elbow H-SLC



Female to Male NPT.

Part No.	Pipe Size	L	L ₁	d	H Width Across Flat	Pressure Rating			
						SS316 Carbon Steel		Brass	
						psig	bar	psig	bar
H - SLC - 2N	1/8	24.1	19.6	4.8	12.7	6,500	447	3,200	220
H - SLC - 4N	1/4	29.0	26.5	7.1	17.5	6,600	454	3,300	227
H - SLC - 6N	3/8	34.5	28.2	9.6	20.6	5,300	365	2,600	179
H - SLC - 8N	1/2	37.0	35.3	11.9	25.4	4,900	337	2,400	165
H - SLC - 12N	3/4	46.5	39.6	15.7	31.8	4,600	316	2,300	158
H - SLC - 16N	1	48.8	49.2	22.3	42.9	4,400	303	2,200	151

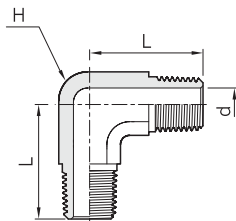
Reducing Street Elbow H-SLCR



Female to Male NPT.

Part No.	Pipe Size	Male Pipe Size	L	L ₁	d	H Width Across Flat	Pressure Rating			
							SS316 Carbon Steel		Brass	
							psig	bar	psig	bar
H - SLCR 4 - 2N	1/4	1/8	29.0	22.4	4.8	17.5	6,500	447	3,200	220
H - SLCR 6 - 4N	3/8	1/4	34.5	28.2	7.1	20.6	5,300	365	2,600	179
H - SLCR 8 - 4N	1/2	1/4	37.0	30.5	7.1	25.4	4,900	337	2,400	165
H - SLCR 8 - 6N	1/2	3/8	37.0	30.5	9.6	25.4	4,900	337	2,400	165
H - SLCR12 - 8N	3/4	1/2	46.5	39.6	11.9	31.8	4,600	316	2,300	158
H - SLCR16 - 8N	1	1/2	48.8	44.5	11.9	42.9	4,400	303	2,200	151

Male Elbow H-SML



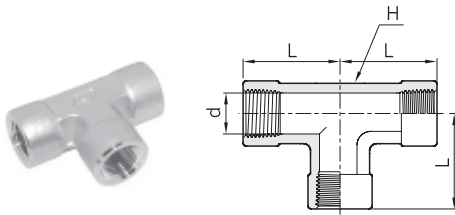
Male NPT Both Ends.

Part No.	Pipe Size	L	d	H Width Across Flat	Pressure Rating			
					SS316 Carbon Steel		Brass	
					psig	bar	psig	bar
H - SML - 2N	1/8	19.05	4.8	12.7	10,000	689	5,000	344
H - SML - 4N	1/4	24.50	7.1	12.7	8,000	551	4,000	275
H - SML - 6N	3/8	26.90	9.6	17.5	7,800	537	3,900	268
H - SML - 8N	1/2	33.20	11.9	20.6	7,700	530	3,800	261
H - SML - 12N	3/4	35.30	15.7	25.4	7,300	502	3,600	248
H - SML - 16N	1	44.50	22.3	31.8	5,300	365	2,600	179

All dimensions are in millimeters unless otherwise specified. Dimensions are for reference only, subject to change.

Instrument Thread Fittings

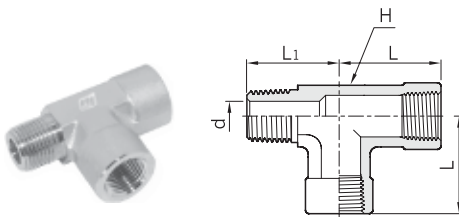
Tee H-STA



Female NPT all ports.

Part No.	Pipe Size	L	d	H Width Across Flat	Pressure Rating			
					SS316 Carbon Steel		Brass	
					psig	bar	psig	bar
H - STA - 2N	1/8	24.0	8.9	12.7	6,500	447	3,200	220
H - STA - 4N	1/4	29.0	11.7	17.5	6,600	454	3,300	227
H - STA - 6N	3/8	34.5	15.0	20.6	5,300	365	2,600	179
H - STA - 8N	1/2	37.0	18.7	25.4	4,900	337	2,400	165
H - STA - 12N	3/4	46.5	23.5	31.8	4,600	316	2,300	158
H - STA - 16N	1	48.8	29.7	42.9	4,400	303	2,200	151

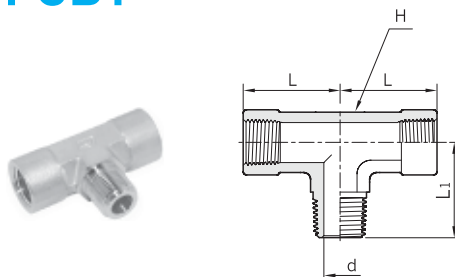
Run Tee H-SRT



Female to Male to Female NPT.

Part No.	Pipe Size	L	L ₁	d	H Width Across Flat	Pressure Rating			
						SS316 Carbon Steel		Brass	
						psig	bar	psig	bar
H - SRT - 2N	1/8	24.0	19.6	4.8	12.7	6,500	447	3,200	220
H - SRT - 4N	1/4	29.0	26.5	7.1	17.5	6,600	454	3,300	227
H - SRT - 6N	3/8	34.5	28.2	9.6	20.6	5,300	365	2,600	179
H - SRT - 8N	1/2	37.0	35.3	11.9	25.4	4,900	337	2,400	165
H - SRT - 12N	3/4	46.5	39.6	15.7	31.8	4,600	316	2,300	158
H - SRT - 16N	1	48.8	49.2	22.3	42.9	4,400	303	2,200	151

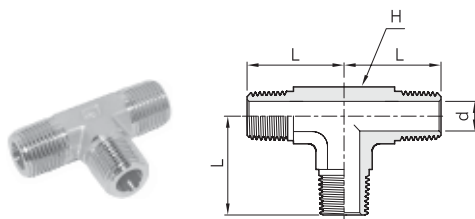
Branch Tee H-SBT



Female to Female to Male NPT.

Part No.	Pipe Size	L	L ₁	d	H Width Across Flat	Pressure Rating			
						SS316 Carbon Steel		Brass	
						psig	bar	psig	bar
H - SBT - 2N	1/8	24.0	19.6	4.8	12.7	6,500	447	3,200	220
H - SBT - 4N	1/4	29.0	26.5	7.1	17.5	6,600	454	3,300	227
H - SBT - 6N	3/8	34.5	28.2	9.6	20.6	5,300	365	2,600	179
H - SBT - 8N	1/2	37.0	35.3	11.9	25.4	4,900	337	2,400	165
H - SBT - 12N	3/4	46.5	39.6	15.7	31.8	4,600	316	2,300	158
H - SBT - 16N	1	48.8	49.2	22.3	42.9	4,400	303	2,200	151

Male Tee H-SMT

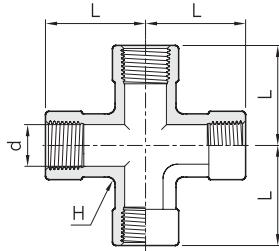


Male NPT all ports.

Part No.	Pipe Size	L	d	H Width Across Flat	Pressure Rating			
					SS316 Carbon Steel		Brass	
					psig	bar	psig	bar
H - SMT - 2N	1/8	19.05	4.8	12.7	10,000	689	5,000	344
H - SMT - 4N	1/4	24.50	7.1	12.7	8,000	551	4,000	275
H - SMT - 6N	3/8	26.90	9.6	17.5	7,800	537	3,900	268
H - SMT - 8N	1/2	33.20	11.9	20.6	7,700	530	3,800	261
H - SMT - 12N	3/4	35.30	15.7	25.4	7,300	502	3,600	248
H - SMT - 16N	1	44.50	22.3	31.8	5,300	365	2,600	179

All dimensions are in millimeters unless otherwise specified. Dimensions are for reference only, subject to change.

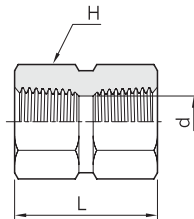
Cross
H-SXA



Female NPT all ports.

Part No.	Pipe Size	L	d	H Width Across Flat	Pressure Rating			
					SS316 Carbon Steel		Brass	
					psig	bar	psig	bar
H - SXA - 2N	1/8	24.0	8.9	12.7	6,500	447	3,200	220
H - SXA - 4N	1/4	29.0	11.7	17.5	6,600	454	3,300	227
H - SXA - 6N	3/8	34.5	15.0	20.6	5,300	365	2,600	179
H - SXA - 8N	1/2	37.0	18.7	25.4	4,900	337	2,400	165
H - SXA - 12N	3/4	46.5	23.5	31.8	4,600	316	2,300	158
H - SXA - 16N	1	48.8	29.7	42.9	4,400	303	2,200	151

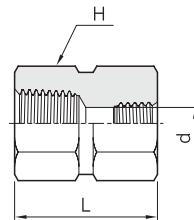
Hex Coupling
H-SSA



Female NPT Both Ends.

Part No.	Pipe Size	L	d	H Width Across Flat	Pressure Rating			
					SS316 Carbon Steel		Brass	
					psig	bar	psig	bar
H - SSA - 2N	1/8	20.3	8.9	14.20	6,500	447	3,200	220
H - SSA - 4N	1/4	30.0	11.7	19.05	6,600	454	3,300	227
H - SSA - 6N	3/8	33.0	15.0	22.20	5,300	365	2,600	179
H - SSA - 8N	1/2	39.4	18.7	26.90	4,900	337	2,400	165
H - SSA - 12N	3/4	41.0	23.5	31.80	4,600	316	2,300	158
H - SSA - 16N	1	50.5	29.7	41.20	4,400	303	2,200	151

Hex Reducing Coupling
H-SSR



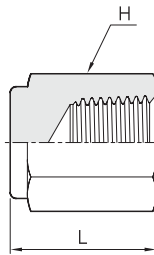
Female NPT to Reduced Female NPT.

Part No.	Pipe Size	Reduced Pipe Size	L	d	H Width Across Flat	Pressure Rating			
						SS316 Carbon Steel		Brass	
						psig	bar	psig	bar
H - SSR 4 - 2N	1/4	1/8	31.2	8.9	19.05	6,500	447	3,200	220
H - SSR 6 - 4N	3/8	1/4	34.8	11.7	22.20	5,300	365	2,600	179
H - SSR 8 - 2N	1/2	1/8	39.4	8.9	26.90	4,900	337	2,400	165
H - SSR 8 - 4N	1/2	1/4	44.2	11.7	26.90	4,900	337	2,400	165
H - SSR 8 - 6N	1/2	3/8	45.0	15.0	26.90	4,900	337	2,400	165
H - SSR12 - 4N	3/4	1/4	45.7	11.7	31.80	4,600	316	2,300	158
H - SSR12 - 8N	3/4	1/2	52.0	18.7	31.80	4,600	316	2,300	158
H - SSR16 - 4N	1	1/4	50.8	11.7	41.20	4,600	316	2,300	158
H - SSR16 - 8N	1	1/2	55.4	18.7	41.20	4,400	303	2,200	151
H - SSR16 - 12N	1	3/4	57.0	23.5	41.20	4,400	303	2,200	151

All dimensions are in millimeters unless otherwise specified. Dimensions are for reference only, subject to change.

Instrument Thread Fittings

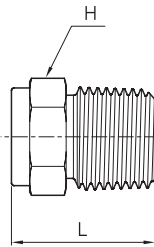
Pipe Cap H-SCA



Female NPT.

Part No.	Pipe Size	L	H Width Across Flat
H - SCA - 2N	1/8	19.1	14.20
H - SCA - 4N	1/4	22.9	19.05
H - SCA - 6N	3/8	26.2	22.20
H - SCA - 8N	1/2	34.0	26.90
H - SCA - 12N	3/4	36.6	31.80
H - SCA - 16N	1	41.1	41.20

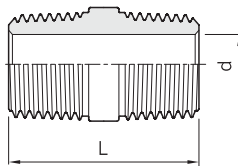
Pipe Plug H-SPB



Male NPT.

Part No.	Pipe Size	L	H Width Across Flat
H - SPB - 2N	1/8	19.05	11.1
H - SPB - 4N	1/4	24.10	14.2
H - SPB - 6N	3/8	25.00	17.4
H - SPB - 8N	1/2	30.50	22.2
H - SPB - 12N	3/4	30.50	26.9
H - SPB - 16N	1	38.10	34.9

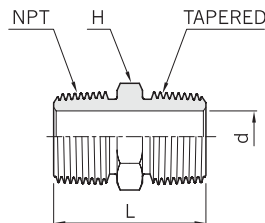
Close Nipple H-SBE



Male NPT Both Ends.

Part No.	Pipe Size	L	d	H Width Across Flat	Pressure Rating			
					SS316 Carbon Steel		Brass	
					psig	bar	psig	bar
H - SBE - 2N	1/8	19.05	4.8	4.8	10,000	689	5,000	344
H - SBE - 4N	1/4	28.40	7.1	7.1	8,000	551	4,000	275
H - SBE - 6N	3/8	28.40	9.6	9.6	7,800	537	3,900	268
H - SBE - 8N	1/2	31.70	11.9	11.9	7,700	530	3,800	261
H - SBE - 12N	3/4	31.70	15.7	15.7	7,300	502	3,600	248
H - SBE - 16N	1	47.80	22.3	22.4	5,300	365	2,600	179

Hex Nipple H-SNA

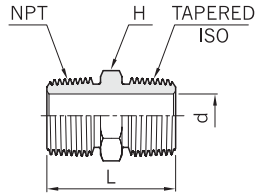


Male NPT Both Ends.

Part No.	Pipe Size	L	d	H Width Across Flat	Pressure Rating			
					SS316 Carbon Steel		Brass	
					psig	bar	psig	bar
H - SNA - 2N	1/8	25.4	4.8	11.1	10,000	689	5,000	344
H - SNA - 4N	1/4	35.3	7.1	14.2	8,000	551	4,000	275
H - SNA - 6N	3/8	36.1	9.6	17.4	7,800	537	3,900	268
H - SNA - 8N	1/2	46.7	11.9	22.2	7,700	530	3,800	261
H - SNA - 12N	3/4	46.7	15.7	26.9	7,300	502	3,600	248
H - SNA - 16N	1	58.7	22.3	34.9	5,300	365	2,600	179

All dimensions are in millimeters unless otherwise specified. Dimensions are for reference only, subject to change.

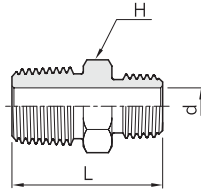
Hex Nipple H-SNA



Male NPT to ISO Tapered.

Part No.	NPT Thread Size	BSP/ISO Thread Size	L	d	H Width Across Flat	Pressure Rating			
						SS316 Carbon Steel		Brass	
						psig	bar	psig	bar
H-SNA-2NR	1/8	1/8-28 7/1	24.6	4.1	11.1	10,000	689	5,000	344
H-SNA-4NR	1/4	1/4-19 7/1	35.6	6.4	14.2	8,000	551	4,000	275
H-SNA-6NR	3/8	3/8-19 7/1	36.3	9.7	17.4	7,800	537	3,900	268
H-SNA-8NR	1/2	1/2-14 7/1	46.0	11.9	22.2	7,700	530	3,800	261
H-SNA-12NR	3/4	3/4-14 7/1	46.7	15.7	26.9	7,300	502	3,600	248
H-SNA-16NR	1	1-11 7/1	58.9	22.4	34.9	5,300	365	2,600	179

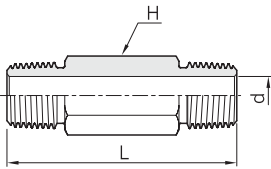
Hex Reducing Nipple H-SNR



Male NPT to Reduced Male NPT.

Part No.	Pipe Size	Reduced Pipe Size	L	d	H Width Across Flat	Pressure Rating			
						SS316 Carbon Steel		Brass	
						psig	bar	psig	bar
H-SNR 4-2N	1/4	1/8	30.7	4.8	14.2	8,000	551	4,000	275
H-SNR 6-2N	3/8	1/8	32.0	4.8	17.4	7,800	537	3,900	268
H-SNR 6-4N	3/8	1/4	36.1	7.1	17.4	7,800	537	3,900	268
H-SNR 8-2N	1/2	1/8	37.2	4.8	22.2	7,700	530	3,800	261
H-SNR 8-4N	1/2	1/4	41.7	7.1	22.2	7,700	530	3,800	261
H-SNR 8-6N	1/2	3/8	41.7	9.6	22.2	7,700	530	3,800	261
H-SNR 12-4N	3/4	1/4	41.7	7.1	26.9	7,300	502	3,600	248
H-SNR 12-8N	3/4	1/2	46.7	11.9	26.9	7,300	502	3,600	248
H-SNR 16-4N	1	1/4	49.3	7.1	34.9	5,300	365	2,600	179
H-SNR 16-8N	1	1/2	54.1	11.9	34.9	5,300	365	2,600	179

Hex Long Nipple H-SNL



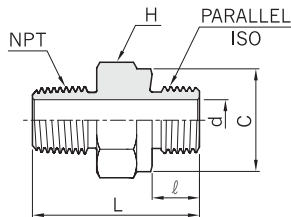
Male NPT Both Ends.

Part No.	Pipe Size	L	d	H Width Across Flat	Pressure Rating			
					SS316 Carbon Steel		Brass	
					psig	bar	psig	bar
H-SNL-2N	1/8	*	4.8	11.1	10,000	689	5,000	344
H-SNL-4N	1/4	*	7.1	14.2	8,000	551	4,000	275
H-SNL-6N	3/8	*	9.7	17.4	7,800	537	3,900	268
H-SNL-8N	1/2	*	11.9	22.2	7,700	530	3,800	261
H-SNL-12N	3/4	*	15.7	26.9	7,300	502	3,600	248
H-SNL-16N	1	*	22.4	34.9	5,300	365	2,600	179

* Specified length to be shown as last designator in part number.

Example : H-SNL-4N L 51(51mm = 2" Length)

Hex Nipple H-SNA



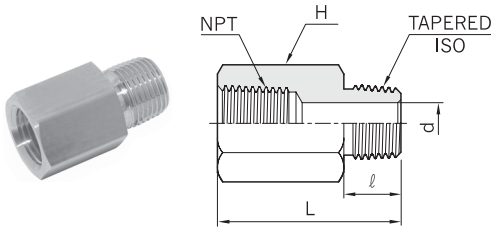
Male NPT to Male ISO Parallel

Part No.	NPT Thread Size	BSP/ISO Thread Size	L	l	C	d	H Hex	Pressure Rating			
								SS316 Carbon Steel		Brass	
								psig	bar	psig	bar
H-SNA-2NG	1/8	1/8-28 228/1	27.4	7.1	13.7	4.1	14.20	10,000	689	5,000	344
H-SNA-4NG	1/4	1/4-19 228/1	36.8	11.2	17.8	5.8	19.05	8,000	551	4,000	275
H-SNA-6NG	3/8	3/8-19 228/1	37.6	11.2	21.8	7.9	22.20	7,800	537	3,900	268
H-SNA-8NG	1/2	1/2-14 228/1	45.0	14.2	26.1	11.9	26.90	7,700	530	3,800	261
H-SNA-12NG	3/4	3/4-14 228/1	49.0	15.7	31.5	15.7	33.30	7,300	502	3,600	248
H-SNA-16NG	1	1-11 228/1	56.9	18.3	38.9	19.8	41.00	5,300	365	2,600	179

All dimensions are in millimeters unless otherwise specified. Dimensions are for reference only, subject to change.

Instrument Thread Fittings

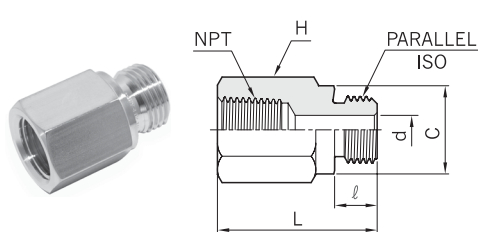
Adapter H-MFAA



Female NPT to Male ISO Tapered.

Part No.	NPT Thread Size	BSP/ISO Thread Size	L	ℓ	d	H Width Across Flat	Pressure Rating			
							SS316 Carbon Steel		Brass	
							psig	bar	psig	bar
H - MFAA - 2RN	1/8	1/8-28 7/1	27.4	9.7	4.8	14.20	6,500	447	3,200	220
H - MFAA - 4RN	1/4	1/4-19 7/1	35.8	14.2	7.1	19.05	6,600	454	3,300	227
H - MFAA - 6RN	3/8	3/8-19 7/1	37.6	14.2	9.7	22.20	5,300	365	2,600	179
H - MFAA - 8RN	1/2	1/2-14 7/1	49.0	19.1	11.9	26.90	4,900	337	2,400	165
H - MFAA - 12RN	3/4	3/4-14 7/1	50.3	19.1	15.7	31.80	4,600	316	2,300	158
H - MFAA - 16RN	1	1-11 7/1	58.0	23.9	22.3	41.20	4,400	303	2,200	151

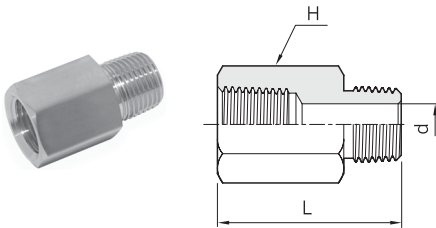
Adapter H-MFAB



Female NPT Male ISO Parallel

Part No.	NPT Thread Size	BSP/ISO Thread Size	L	ℓ	C	d	H Width Across Flat	Pressure Rating			
								SS316 Carbon Steel		Brass	
								psig	bar	psig	bar
H - MFAB - 2GN	1/8	1/8-28 228/1	24.9	7.1	13.7	4.1	14.20	6,500	447	3,200	220
H - MFAB - 4GN	1/4	1/4-19 228/1	33.3	11.2	17.8	5.8	19.05	6,600	454	3,300	227
H - MFAB - 6GN	3/8	3/8-19 228/1	37.8	11.2	21.8	7.9	22.20	5,300	365	2,600	179
H - MFAB - 8GN	1/2	1/2-14 228/1	43.9	14.2	26.1	11.9	26.90	4,900	337	2,400	165
H - MFAB - 12GN	3/4	3/4-14 228/1	50.8	15.7	31.5	15.7	33.30	4,600	316	2,300	158
H - MFAB - 16GN	1	1-11 228/1	53.1	18.3	38.9	19.8	41.20	4,400	303	2,200	151

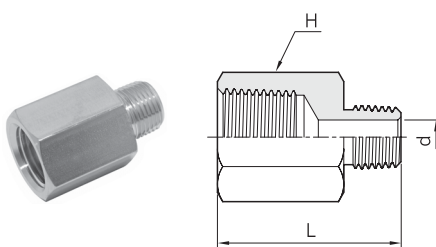
Adapter H-MFAA



Female NPT to Same Size Male NPT.

Part No.	Pipe Size	L	d	H Width Across Flat	Pressure Rating			
					SS316 Carbon Steel		Brass	
					psig	bar	psig	bar
H - MFAA - 2N	1/8	27.4	4.8	14.20	6,500	447	3,200	220
H - MFAA - 4N	1/4	35.6	7.1	19.05	6,600	454	3,300	227
H - MFAA - 6N	3/8	37.8	9.6	22.20	5,300	365	2,600	179
H - MFAA - 8N	1/2	49.0	11.9	26.90	4,900	337	2,400	165
H - MFAA - 12N	3/4	50.3	15.7	31.70	4,600	316	2,300	158
H - MFAA - 16N	1	58.0	22.3	41.20	4,400	303	2,200	151

Reducing Adapter H-MFAC

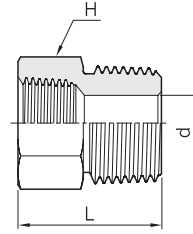


Female NPT to Reduced Male NPT.

Part No.	Female Pipe Size	Male Pipe Size	L	d	H Width Across Flat	Pressure Rating			
						SS316 Carbon Steel		Brass	
						psig	bar	psig	bar
H - MFAC 2 - 4N	1/4	1/8	31.5	4.8	19.05	6,600	454	3,300	227
H - MFAC 2 - 6N	3/8	1/8	33.5	4.8	22.20	5,300	365	2,600	179
H - MFAC 4 - 6N	3/8	1/4	37.8	7.1	22.20	5,300	365	2,600	179
H - MFAC 2 - 8N	1/2	1/8	40.0	4.8	26.90	4,900	337	2,400	165
H - MFAC 4 - 8N	1/2	1/4	44.5	7.1	26.90	4,900	337	2,400	165
H - MFAC 6 - 8N	1/2	3/8	44.5	9.6	26.90	4,900	337	2,400	165
H - MFAC 4 - 12N	3/4	1/4	45.7	7.1	31.80	4,600	316	2,300	158
H - MFAC 6 - 12N	3/4	3/8	45.7	9.6	31.80	4,600	316	2,300	158
H - MFAC 8 - 12N	3/4	1/2	51.1	11.9	31.80	4,600	316	2,300	158
H - MFAC 4 - 16N	1	1/4	50.8	7.1	41.20	4,400	303	2,200	151
H - MFAC 8 - 16N	1	1/2	55.3	11.9	41.20	4,400	303	2,200	151
H - MFAC 16 - 16N	1	1	54.9	15.7	41.20	4,400	303	2,200	151

All dimensions are in millimeters unless otherwise specified. Dimensions are for reference only, subject to change.

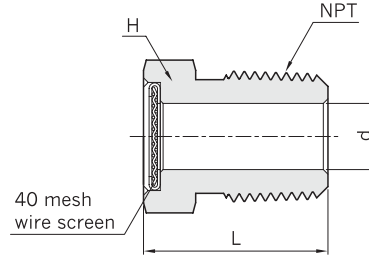
Hex Bushing H-SHB



Male NPT to Reduced Female NPT.

Part No.	Male Pipe Size	Female Pipe Size	L	d	H Width Across Flat	Working Pressure (PSIG)			Pressure Rating			
						316SS	Brass	Carbon Steel	SS316 Carbon Steel		Brass	
									psig	bar	psig	bar
H-SHB 4-2N	1/4	1/8	26.7	7.1	14.20	5600	3100	6200	6,500	447	3,200	220
H-SHB 6-2N	3/8	1/8	21.8	8.5	17.40				6,500	447	3,200	220
H-SHB 6-4N	3/8	1/4	30.0	9.6	19.05	5200	3100	6200	6,600	454	3,300	227
H-SHB 8-2N	1/2	1/8	27.4	8.5	22.20	-	-	-	6,500	447	3,200	220
H-SHB 8-4N	1/2	1/4	27.4	11.7	22.20	5800	3100	6200	6,600	454	3,300	227
H-SHB 8-6N	1/2	3/8	35.6	11.9	22.20	4400	2500	5100	5,300	365	2,600	179
H-SHB 12-4N	3/4	1/4	27.4	11.4	26.90	-	-	-	6,600	454	3,300	227
H-SHB 12-6N	3/4	3/8	27.4	15.0	26.90	-	-	-	5,300	365	2,600	179
H-SHB 12-8N	3/4	1/2	41.4	15.7	26.90	-	-	-	4,900	337	2,400	165
H-SHB 16-4N	1	1/4	34.8	11.4	34.90	-	-	-	6,600	454	3,300	227
H-SHB 16-8N	1	1/2	34.8	18.5	34.90	-	-	-	4,900	337	2,400	165
H-SHB 16-12N	1	3/4	47.0	22.4	34.90	-	-	-	4,600	316	2,300	158

Vent Protector H-SBS



Male NPT

Part No.	Pipe Size	L	d	H Width Across Flat
H-SBS-4N	1/4	19.8	7.1	14.2
H-SBS-6N	3/8	20.6	10.4	17.4
H-SBS-8N	1/2	26.2	12.7	22.2
H-SBS-12N	3/4	26.9	18.3	26.9

Hy-Lok vent protectors, more commonly known as mud dauber fittings, protect open ends of instruments, tubing, outlet vents, and bleed-off lines

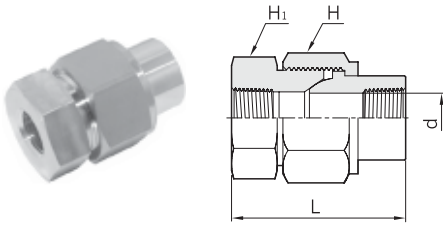
The mesh wire screen prevents foreign objects, such as mud dauber insects, from entering and clogging various systems and causing damage.

Vent protectors are available in stainless steel and brass.

All dimensions are in millimeters unless otherwise specified. Dimensions are for reference only, subject to change.

Instrument Thread Fittings

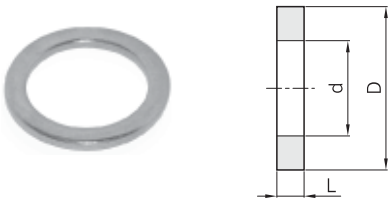
Union Ball Joint H-SUR



Female NPT Both Ends.

Part No.	Pipe Size	L	d	H Width Across Flat	H _i Width Across Flat	Pressure Rating			
						SS316 Carbon Steel		Brass	
						psig	bar	psig	bar
H - SUR - 2N	1/8	45.7	6.9	28.6	23.8	6,500	447	3,200	220
H - SUR - 4N	1/4	59.4	9.1	34.9	30.2	6,600	454	3,300	227
H - SUR - 6N	3/8	63.5	13.2	38.1	33.3	5,300	365	2,600	179
H - SUR - 8N	1/2	68.6	15.7	44.5	41.3	4,900	337	2,400	165
H - SUR - 12N	3/4	79.2	22.4	50.8	47.6	4,600	316	2,300	158
H - SUR - 16N	1	90.4	26.2	63.5	60.3	4,400	303	2,200	151

ISO Parallel Gasket W-P



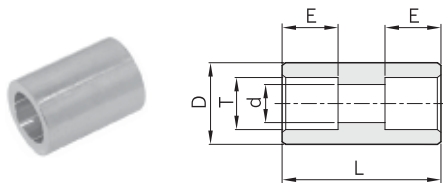
Part No.	Pipe Size	L	D	d
W - P16.0 D10.2 T2.0	1/8	2.0	16.0	10.0
W - P19.5 D13.4 T2.0	1/4	2.0	19.5	14.0
W - P24.0 D17.0 T2.0	3/8	2.0	24.0	17.0
W - P29.0 D21.2 T2.0	1/2	2.0	29.0	22.0
W - P34.5 D27.2 T2.0	3/4	2.0	34.5	27.0
W - P42.0 D34.0 T2.0	1	2.0	42.0	34.0

Used to provide a seal with ISO parallel thread. (Material is Copper only)

All dimensions are in millimeters unless otherwise specified. Dimensions are for reference only, subject to change.

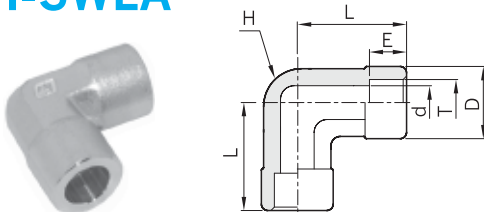
Instrument Weld Fittings

Union H-SWFC



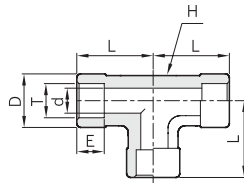
Part No.	T Tube O.D	L	D	d	E	Working Pressure SS316	
						psig	bar
H - SWFC - 4T	1/4	19.1	13.0	4.6	7.1	10,000	689
H - SWFC - 6T	3/8	22.4	15.8	7.1	7.9	7,600	523
H - SWFC - 8T	1/2	26.9	19.0	10.2	9.7	6,200	427
H - SWFC - 10T	5/8	30.2	24.0	12.7	10.4	6,400	440
H - SWFC - 12T	3/4	33.3	26.9	15.7	11.2	5,500	378
H - SWFC - 16T	1	36.6	35.0	22.1	15.7	5,200	358

Union Elbow H-SWLA



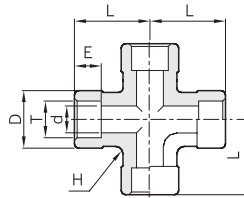
Part No.	T Tube O.D	L	D	d	E	H Width Across Flat	Working Pressure SS316	
							psig	bar
H - SWLA - 4T	1/4	21.8	13.4	4.6	7.1	11.1	11,300	778
H - SWLA - 6T	3/8	26.4	15.8	7.1	7.9	12.7	8,400	578
H - SWLA - 8T	1/2	29.7	20.6	10.2	9.7	17.4	7,800	537
H - SWLA - 10T	5/8	36.1	23.8	12.7	10.4	20.6	6,700	461
H - SWLA - 12T	3/4	37.0	28.6	15.7	11.2	25.4	6,700	461
H - SWLA - 16T	1	46.5	35.0	22.1	15.7	31.8	6,100	420

Union Tee H-SWTA



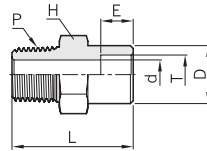
Part No.	T Tube O.D.	L	D	d	E	H Width Across Flat	Working Pressure SS316	
							psig	bar
H-SWTA-2T	1/8	15.0	13.4	2.3	2.5	11.1	11,800	813
H-SWTA-4T	1/4	21.8	13.4	4.6	7.1	11.1	11,300	778
H-SWTA-6T	3/8	26.4	15.8	7.1	7.9	12.7	8,400	578
H-SWTA-8T	1/2	29.7	20.6	10.2	9.7	17.4	7,800	537
H-SWTA-10T	5/8	36.1	23.8	12.7	10.4	20.6	6,700	461
H-SWTA-12T	3/4	37.0	28.6	15.7	11.2	25.4	6,700	461
H-SWTA-16T	1	46.5	35.0	22.1	15.7	31.8	6,100	420

Union Cross H-SWXA



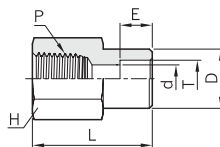
Part No.	T Tube O.D.	L	D	d	E	H Width Across Flat	Working Pressure SS316	
							psig	bar
H-SWXA-4T	1/4	21.8	13.4	4.6	7.1	11.1	11,300	778
H-SWXA-6T	3/8	26.4	15.8	7.1	7.9	12.7	8,400	578
H-SWXA-8T	1/2	29.7	20.6	10.2	9.7	17.4	7,800	537
H-SWXA-12T	3/4	37.0	28.6	15.7	11.2	25.4	6,700	461
H-SWXA-16T	1	46.5	35.0	22.1	15.7	31.8	6,100	420

Male Connector H-SSD



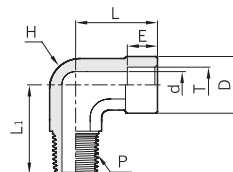
Part No.	T Tube O.D.	P-NPT Male Pipe Size	L	D	d	E	H Width Across Flat	Working Pressure SS316	
								psig	bar
H-SSD4T-4N	1/4	1/4	29.2	12.2	4.6	7.1	14.20	7,500	516
H-SSD6T-4N	3/8	1/4	31.8	15.3	7.1	7.9	15.80	7,500	516
H-SSD6T-6N	3/8	3/8	31.8	15.3	7.1	7.9	17.40	7,300	502
H-SSD6T-8N	3/8	1/2	37.3	15.3	7.1	7.9	22.20	7,200	496
H-SSD8T-4N	1/2	1/4	33.3	18.5	7.1	9.7	19.05	6,200	427
H-SSD8T-6N	1/2	3/8	33.3	18.5	9.4	9.7	19.05	6,200	427
H-SSD8T-8N	1/2	1/2	38.9	18.5	10.2	9.7	22.20	6,200	427

Female Connector H-SSB



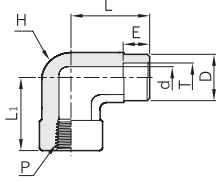
Part No.	T Tube O.D.	P-NPT Female Pipe Size	L	D	d	E	H Width Across Flat	Working Pressure SS316	
								psig	bar
H-SSB 2T-2N	1/8	1/8	21.1	7.4	2.3	2.5	14.20	6,100	420
H-SSB 4T-2N	1/4	1/8	26.7	12.2	4.6	7.1	14.20	6,100	420
H-SSB 4T-4N	1/4	1/4	30.0	12.2	4.6	7.1	19.05	6,200	427
H-SSB 6T-4N	3/8	1/4	31.5	15.3	7.1	7.9	19.05	6,200	427
H-SSB 8T-6N	1/2	3/8	34.5	18.5	10.2	9.7	22.20	5,000	344
H-SSB 8T-8N	1/2	1/2	40.4	18.5	10.2	9.7	26.90	4,600	316
H-SSB10T-8N	5/8	1/2	41.9	23.4	12.7	10.4	24.90	4,600	316
H-SSB12T-12N	3/4	3/4	43.9	26.4	15.7	11.2	33.30	4,300	296

Male Elbow H-SLG



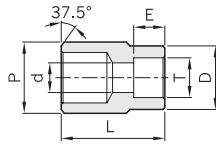
Part No.	T Tube O.D.	P-NPT Male Pipe Size	L	L1	D	d	E	H Width Across Flat	Working Pressure SS316	
									psig	bar
H-SLG 4T-4N	1/4	1/4	20.1	26.7	15.8	4.6	7.1	12.7	7,500	516
H-SLG 6T-4N	3/8	1/4	26.4	26.7	15.8	7.1	7.9	12.7	7,500	516
H-SLG 6T-6N	3/8	3/8	24.6	29.7	20.6	7.1	7.9	17.4	7,300	502
H-SLG 6T-8N	3/8	1/2	25.9	36.0	23.8	7.1	7.9	20.6	7,200	496
H-SLG 8T-8N	1/2	1/2	27.4	36.0	23.8	10.2	9.7	20.6	6,200	427
H-SLG12T-12N	1/4	3/4	37.0	37.0	28.6	15.7	11.2	25.4	6,700	461

Female Elbow H-SLD



Part No.	T Tube O.D	P-NPT Female Pipe Size	L	L ₁	D	d	E	H Width Across Flat	Working Pressure SS316	
									psig	bar
H - SLD4T - 4N	1/4	1/4	22.9	29.7	12.2	4.8	7.1	17.4	6,200	427
H - SLD6T - 4N	3/8	1/4	25.1	29.7	15.3	4.1	7.9	17.4	7,000	482
H - SLD6T - 8N	3/8	1/2	28.7	37.0	15.3	7.1	7.9	25.4	5,400	372
H - SLD8T - 8N	1/2	1/2	30.2	37.0	18.5	10.2	9.7	25.4	5,400	372

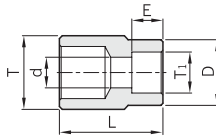
Pipe Weld to Tube Socket Weld H-SWRM



Part No.	P Pipe Size	T Tube Socket Size	L	D	d	E	Working Pressure SS316	
							psig	bar
H - SWRM 4P - 4T	1/4	1/4	22.4	13.7	4.6	7.1	9,600	661
H - SWRM 6P - 6T	3/8	3/8	26.2	15.3	7.1	7.9	7,600	523
H - SWRM 6P - 8T	3/8	1/2	27.9	18.5	10.2	9.7	6,200	427
H - SWRM 8P - 4T	1/2	1/4	28.4	12.2	4.6	7.1	7,300	502
H - SWRM 8P - 6T	1/2	3/8	28.4	15.3	7.1	7.9	7,300	502
H - SWRM 8P - 8T	1/2	1/2	30.2	18.5	10.2	9.7	6,200	427
H - SWRM12P - 6T	3/4	3/8	38.1	15.3	7.1	7.9	6,200	427
H - SWRM12P - 8T	3/4	1/2	38.1	18.5	10.2	9.7	6,200	427

Used to reduce from a pipe butt weld or pipe socket weld to a smaller tube size

Tube Weld to Tube Socket Weld H-SWRM



Part No.	T Tube Size	T ₁ Tube Socket Size	L	D	d	E	Working Pressure SS316	
							psig	bar
H - SWRM 4T - 2T	1/4	1/8	14.2	7.4	2.3	2.5	11,800	813
H - SWRM 6T - 4T	3/8	1/4	19.1	12.2	4.6	7.1	7,700	530
H - SWRM 8T - 4T	1/2	1/4	22.4	18.2	4.6	7.1	7,000	482
H - SWRM 8T - 6T	1/2	3/8	22.4	15.7	8.1	7.9	7,000	482
H - SWRM12T - 8T	3/4	1/2	28.4	18.5	10.2	9.7	5,900	406
H - SWRM16T - 8T	1	1/2	35.1	18.5	10.2	9.7	5,600	344

Used to reduce from a tube butt weld or tube socket weld to a smaller tube size



Distributed by :